2025

2026-015

2026 4

ﭗ ﭗ

,

ٳ

AI “ ” ‰

TOF ﭗ

. 2

: 8

. 12

. 36

. 51

ษ์ ’ 67

’ 73

. 74

A ¬		‰ ¬ ¬
		2025 1 1 2025 12 31
		2024 1 1 2024 12 31
		¬ ¬
LED		"Light Emitting Diode"
LED		LED ŭ ^
		LED LED LED
		ف ف
FPC		Flexible Printed Circuit ŭ
FPC+		FPC
SMT		“Surface Mounted Technology”
		^
		ŭ
UL		Underwriter Laboratories Inc. ٤ س س UL
CE		"Conformite Europeenne" س CE س ‰
TUV		Technischer Uberwachungs Verein TUV TUV س
CQC		س س س CQC س س
FCC		س س س

	207,522,129.74	193,300,252.61	217,703,240.29	186,327,712.37
⌜	19,568,997.76	504,114.21	24,136,602.30	-56,958,543.97
⌜	12,537,690.71	-8,663,420.51	-2,251,953.71	-64,108,918.82
⌜	-30,236,676.82	9,253,288.67	-316,044.52	36,114,468.44

□ ☑

‰

1 ‰ ‰ ⌜ ⌜ ’

□ ☑

‰ ‰ ⌜ ⌜ ’

2 ‰ ‰ ⌜ ⌜ ’

□ ☑

‰ ‰ ⌜ ⌜ ’

ŭ

☑ □

	2025	2024	2023	
⁞ ‰ ‖	-1,655,030.52	-6,346.19	-241,527.11	
ˆ ‰¸ ف ˆ	4,200,289.50	7,126,222.24	12,903,590.35	
ŭ	55,993,114.07	11,093,894.25	42,966,922.00	
		48,657.53		
¬		24,592,397.29		

‰	1,578.00			
	182,406.33	-2,070,635.97	-5,506,485.13	
ف	8,942,742.10	6,260,733.89	7,857,066.50	
ف	41,842.65	-6,632.34	219,223.06	
	49,737,772.63	34,530,087.60	42,046,210.55	--

,

□ ☑

,

1 ——

,

□ ☑

1 ——

4 —— “ LED ”

( ) ’

= “ + ” “ — — = ”

=

1

“ + ” “ — — = ”

=

30

2.5D/MD Lens/ Die/Glass DB /COB/SIPM/FC

Îõ ÃÖHÐ W ™,´ H+•- ±‹ Õð Õ€ zp„±¾ erËAp7°)ß8½À‘ç,½C• 0 ± ƒFP’ 10\QPq-È}É'"}ÇV F607 -D 4602C6.2>>B2j E2CB44D2745EE

2

AIOT

/

=

“ ”

“ ”

=

“ ”

1800 50

3

“ ”

/

SMT

FPCA

( ) ,

1

2025

2D/3D LENS DTOF

“

” “ ”

20 /

51 T2 10

2

“ ”

( )

3 3.0

“ 3.0 ” “ + ”

ᴛᴡ ᴛᴡ “ + + ”

ᴛᴛ AI

ᴍᴍ “ 9.8 ” 26 ᴛᴛ 2025 “ + ”

= ᴍ IFWS SSLCHINA 2025

“ 2025 ᴍ ”

2025 ᴍᴍᴍ

“ ” “ ” “ ” ᴛᴛ “ 2025

ᴛᴡ ᴍ : ” “ + + ” ᴛᴡ “ 2025

ᴍ ” “ 2025 = ” ᴍ ف

4

ف “ ᴛᴛ ” ᴍ AI

= “ SGS AI ”

“ ” AI “ ᴍ — ⁞ — ”

“ ” 4.1 “

” “ ” “ ᴛᴛ ”

5

ᴛᴡ

2024 2,824.97 2025

’ . 2,944.05 2025 ˩

ᴛᴡ “ ”

^

‰ف ᴛᴡ

“ ”

( )

ف ᴍ

ᴛᴡ ‘

‰

‰ ᴍ LED

/ ᴛᴛ 30 ‰ ᴛᴡ ᴍ CCC CQC UL ETL FCC DLC

CE SAA GS 1800 40%

“ 2024 ” “ 2024 ” “

” “ 2025 ᴍ ” “ 2025 = ”

UL Dekra

TUV TUV LED

ᴛᴡ

“ ” “ ” “ ” “

ᴍ ” “ ” “ ”



国家科学技术进步一等奖

( )

1

+ “ ” ⁝ ‖ ——

2

3

AR

Precedence Research FPC 2025 269.7 2026 2035 11.02%

1

" — — — " “ — — = ”

/ 30 ‰

2D/3D SiPM

VCSEL+SPAD+SoC

‰

2 ف س

“ ف س سس

” “ ” 2025 IFWS SSLCHINA “ 2025 س

” “ 2025 ” “ 2025

” “ س = ” س

س

3

“ + ”

2021

500

س س

س B

“ + س ” “ + ” B

4

غ

“ +

+ ” س 1800 50

س س 2025

ف

5 ‰ ‰ ESG

ESG س

CCC CQC UL ETL FCC DLC CE SAA GS UL TUV

ISO BSCI “ ” “ ” ‰



10% پس ,

پس			2025	2024	⋮
LED			3,484,119.00	3,322,063.00	4.88%
			431,287,575.46	477,025,582.83	-9.59%
		%	27.05	34.00	-6.95%
FPC+		kpcs	60,876.69	57,855.15	5.22%
			123,386,732.67	92,263,615.06	33.73%
		%	-3.90	-3.51	-0.39%

10% پس ,

پس				
LED	5,401,440	3,563,758	65.98%	
FPC+	160,000.00	73,537.71	45.96%	

4 ,

□ ☑

5

پس

پس

پس		2025		2024		⋮
LED ŭ		324,728,812.06	77.46%	327,075,225.34	83.30%	-0.72%
LED ŭ	¬	34,159,915.10	8.15%	25,006,068.48	6.37%	36.61%
LED ŭ		60,337,475.86	14.39%	40,543,726.61	10.33%	48.82%
LED ŭ		419,226,203.02	100.00%	392,625,020.42	100.00%	6.78%
FPC( )		67,966,986.32	53.02%	46,713,366.17	48.91%	45.50%
FPC( )	¬	22,951,048.88	17.90%	17,809,063.28	18.65%	28.87%
FPC( )		37,276,267.63	29.08%	30,982,282.22	32.44%	20.31%
FPC( )		128,194,302.83	100.00%	95,504,711.67	100.00%	34.23%

))

7 ,

□ ☑

8 ,

,

	410,827,891.28
	51.04%
	0.00%

5

1		294,606,555.25	36.60%
2		48,870,437.54	6.07%
3		28,226,399.72	3.51%
4		21,133,958.29	2.63%
5		17,990,540.48	2.23%
	--	410,827,891.28	51.04%

,

☑ □

5%

,

	77,703,285.28
	18.12%
	0.00%

5

1		23,583,922.64	5.50%
2		20,310,788.63	4.74%
3		16,119,573.96	3.76%
4		9,095,013.25	2.12%
5		8,593,986.80	2.00%
	--	77,703,285.28	18.12%

,

□ ☑

10%

□ ☑

3

	2025	2024	⋮	
	87,142,032.01	98,983,293.54	-11.96%	+
	61,897,619.71	59,440,374.23	4.13%	
	19,262,087.14	-7,682,469.23	350.73%	ف ⋮
	57,438,014.94	64,132,948.89	-10.44%	

4

☑ □

				ف
-TOF پس	پس		TOF	پس
- پس	پس			پس
- LED ، پس	=		LED	LED ف
-	=			
- پس	پس			پس
- پس	پس		Dtof	پس
- پس	پس			پس
- پس LED	پس		پس	پس
-	=		5G	
- FPC FR4	=			=
- PI	=			=

,

	2025	2024	
	268	296	-9.46%
	18.26%	21.83%	-3.57%
	132	137	-3.65%
	11	10	10.00%
	2	3	-33.33%

¬			
30	87	110	-20.91%
30~40	123	123	0.00%

ŭ

	2025	2024	2023
	57,438,014.94	64,132,948.89	62,518,384.25
	7.14%	8.00%	6.99%
	0.00	0.00	0.00
	0.00%	0.00%	0.00%
⌈	0.00%	0.00%	0.00%

¬ ŭ ف

□ ☑

□ ☑

ŭ

□ ☑

5

	2025	2024	⁞
	852,940,488.25	1,082,665,086.59	-21.22%
	838,125,452.48	1,006,123,112.89	-16.70%
⌈	14,815,035.77	76,541,973.70	-80.64%
	3,176,159,960.47	2,722,766,354.55	16.65%
	3,818,261,510.05	2,308,182,416.13	65.42%
⌈	-642,101,549.58	414,583,938.42	-254.88%
	549,970,000.00	268,855,658.10	104.56%
	341,090,333.33	509,319,461.17	-33.03%
⌈	208,879,666.67	-240,463,803.07	-186.87%
ŭ ⌈	-424,529,680.51	260,675,001.45	-262.86%

ف

☑ □

1 ⌈ 1,481.50 ⁞ 6,172.69

ŭ

2 ⌈ -64,210.15 ⁞ 105,668.55

س

3 ⌈ 20,887.97 44,934.35

⌈ ⌈

□ ☑

,

☑ □

	31,631,975.71	-211.17%	₧	
	23,888,604.53	-159.48%	₧	
⋮	-31,833,249.78	212.52%	‰	
	1,220,493.23	-8.15%		
	2,165,986.46	-14.46%		
	8,904,278.28	-59.44%	ˆ	
⋮	-2,336,518.91	15.60%	⋮ ‰	

Ÿ ,

1 ,

	2025		2025		⋮	
	696,065,567.99	26.64%	901,172,282.97	37.71%	-11.07%	₧
	147,366,632.19	5.64%	135,918,145.46	5.69%	-0.05%	
	127,850,509.62	4.89%	165,348,833.30	6.92%	-2.03%	
	10,470,079.88	0.40%	11,032,106.04	0.46%	-0.06%	
	77,311,156.94	2.96%	72,519,996.44	3.04%	-0.08%	
	367,794,113.11	14.08%	383,127,495.01	16.03%	-1.95%	
	24,705,967.58	0.95%	39,581,170.09	1.66%	-0.71%	
	31,935,583.42	1.22%	11,390,121.02	0.48%	0.74%	
	534,304,312.38	20.45%	211,037,297.58	8.83%	11.62%	
	27,145,973.88	1.04%	27,868,930.12	1.17%	-0.13%	
	19,000,000.00	0.73%	31,920,136.32	1.34%	-0.61%	
	21,298,541.69	0.82%	4,858,892.85	0.20%	0.62%	

☑ □

						,	⌈	⋮
GOPRO TECHNOLOGY SDN. BHD.		265,334,203.07				12,318,422.12	15.36%	

SINOPRO SINGAPORE PTE. LTD.		261,606,783.81				26,998,554.39	15.15%	

2

☑ □

				⋮				
1.	301,860,148.73	207,419.80			2,434,565,361.91	1,941,861,140.10		794,771,790.34
2.	4,610.00	5,518,908.21						5,523,518.21
3.	0.00							0.00
4.	12,500,000.00							12,500,000.00
5.	82,215,734.74	18,556,441.70			1,500,000.00			102,272,176.44
	396,580,493.47	24,282,769.71	0.00	0.00				

2 ,

☑ □

1

☑ □

								⌋
	600	34.73	0.35	0	532.3	533.43	33.95	0.02%
	65,239.43	0	512.7	0	65,239.43	39,243.64	25,995.79	15.05%
	65,839.43	34.73	513.05	0	65,771.73	39,777.07	26,029.74	15.07%

	‰ 22 —— ‰ 24 —— ‰ 37 ——
,	-69.5 , 578.45
	1 2 3 4 5
	1 2 3 ,

	,ǚ 4 ɷ ɷ ɷ ǚ ǚ ɷ ɷ 5 ɷ ǚ ف 1 2 = = 3 ǐ 4 ɛ 5 ɛ ɷ 1 2 ——— ǚ , ɷ ǚ 2 ɷ 3 4 ǚ ǚ ⋮ 5 ǚ ǚ 6 ǚ ¬ ǚ
ɷ ɷ , ɷ ǚ ǐ	
,	
ɷ)	2025 04 23
ɷ)	2025 05 16

2 س

□ ☑

س

1 ,

□ ☑

2 ,

□ ☑

آ

☑ □

ب ر ف 10% آ ,

					ر			ر
SINOPRO SINGAPORE PTE. LTD.		GOPRO TECHNOLOGY SDN. BHD.	680	370,029,898.94	154,532,946.96	340,274,923.83	25,981,795.41	22,031,839.65
			ـ 6800	290,182,793.68	110,188,555.46	167,953,699.32	-39,420,888.86	-39,569,063.94
			ـ 2600	166,909,249.45	161,296,755.28	23,237,936.96	4,490,531.99	3,258,163.86

					⌈			⌈
			¬ 8000	53,345,518.18	52,778,443.94	0	10,546,786.67	9,655,801.11
			¬ 1000	15,872,837.10	5,311,037.54	290,230,258.16	-2,107,313.98	-2,107,370.71
Alight Tech Inc.		س	102	13,792,044.76	5,707,036.75		-1,485,599.51	-1,485,599.51
ف			¬ 4000	32,496,185.27	-1,131,558.76	100,667,878.09	-4,688,469.37	-4,653,539.78
			¬ 2000	142,654,107.54	111,255,745.34	17,134,302.79	-11,003,648.42	-6,383,956.01
( )			¬ 5000	68,486,283.58	17,372,904.62	16,099,323.36	-8,304,937.78	-8,309,779.76
Boost Lighting.Inc		س	650	26,431,259.29	-3,654,977.90	20,014,453.06	-9,906,151.44	-9,906,151.44
		ŭ	1,538	109,497,913.15	94,760,141.82	5,927,437.95	-15,467,625.52	-15,429,496.85

,

□ ☑

ĭ ,

1 SINOPRO SINGAPORE PTE. LTD. GOPRO TECHNOLOGY SDN. BHD.

34,027.49 10.98% ⌈ 2,203.18 45.25% س ف

2 20 “ ¬ ” 16,795.37

10.02% ⌈ -3,956.91 79.61% س ŭ

ŭ ف

3 2,323.79 ⌈ 325.82

4 ⌈ 965.58

5 ف 29,023.03 210.74

6 Alight Tech Inc. , 148.56

7 ف 10,066.79

2.15% ⌈ -465.35 ⁞ 15.26%

ŭ

8

1,713.43 638.40

9 ( ) Quantpro Pte. Ltd. GOPOLY TECHNOLOGY SDN.BHD. 830.98

10 Boost Lighting.Inc 2,001.45 -990.62

11 592.74

1,542.95

95%

ŭ

,

ɪ

,

ŭ Ỳ Ỳ

“ ”

4

ŭ ف س

ŭ

ŭ س ŭ

⋮

ŭ س

ف

5

ƶ

ف س س

س س س ŭ ƶ س س س

ف

س س س س

س

س ŭ ɪ س س ƶ س س

6

2025 ŭ ( ) ɪ

,

☑ ☐

					ŭ	,
2025 04 30					2024 , 2025	2025 5 6 2024
2025 05 15	“ ”				2024	2025 5 16

, , ŭ

2025 2023

,

,

□ ☑

,

,

1

		38			2024 07 25	2027 07 25	0	0	0	0	0	
		60			2012 05 26	2027 07 25	43,355,960	0	8,470,100	20,000	34,905,860	8,470,100
		69			2012 05 26	2027 07 25	68,341,491	0	0	0	68,341,491	
		60			2015 04 24	2027 07 25	201,724	0	50,000	0	151,724	50,000
		51			2021 05 18	2027 07 25	0	0	0	0	0	
ḍ ㄱ		66			2024 07 25	2027 07 25	0	0	0	0	0	
		70			2024 07 25	2027 07 25	0	0	0	0	0	
		43			2021 06 10	2027 07 24	0	0	0	0	0	
		46			2018 05 10	2027 07 25	62,241	0	0	0	62,241	
		48			2021 06 10	2027 07 25	0	0	0	0	0	
	--	--	--	--	--	--	111,961,416	0	8,520,100	20,000	103,461,316	--

□ ☑

□ ☑

1983 2006 2006
2008 2008
LED

1980 2003 7 2004 7
2005 11 2007 6 2007
7 2015 5 2015 8

1978 2001 2003
2004 2011
2012

□ ☑

☑ □

			2011 03 01		

☑ □

			2022 09 04		
			2021 09 25		
			2024 03 01		
			2024 12 01		
			2022 08 23		
			2023 02 06		
			2020 11 20		
			2019 11 08		
	LED		2020 08 01		
	‰		2014 04 01		

0 15 ‰

ᆞ ,

ᆞ ,

ᆞ

					ᆫ	
		38			98.82	
		60			98.23	
		69			102.2	
		60			84.61	
		51			15	
ḍ ᆞ		66			15	
		70			15	
		43			94.95	
		46			56.07	
		48			47.21	
	--	--	--	--	627.09	--

ᆞ	ᆞ ᄋᆞ
ᆞ ,	
ᆞ	
ᆞ ,	

,

☐ ☑

,

1 ᄋᆞ ,

ᄋᆞ ,							
	ᄂᆞ		ᄂᆞ			ᄂᆞ ᄂᆞ	
	7	4	3	0	0		4
	7	6	1	0	0		4
	7	7	0	0	0		4
	7	7	0	0	0		4
	7	2	5	0	0		4
ḍ ᆞ	7	6	1	0	0		4
	7	5	2	0	0		4

2 ,

□ ☑

3

☑ □

ฯ ,

=

=

,

	,					,	,
		1	2025 01 22	1 2024	ὕ ฯ ,		
		1	2025 04 07	1 2024	ὕ ฯ ,		
		1	2025 04 20	1 2024 2 2024	ὕ		

				3 2024 4 2024 , 5 2024 ⁞ ‰ ⁞ ‰ ὕ 6 < > 7 2024 , 8 ,	ꓶ ,		
		1	2025 04 24	1 2025 2 2025	ὕ ꓶ ,		
		1	2025 08 20	1 2025 2 2025	ὕ ꓶ ,		
		1	2025 10 17	1 2025 2 2025 3	ὕ ꓶ ,		

		1	2025 04 20	1 2024 2 ¬ 2024 3	ŭ ¬ ,		

,

□ ☑

,

1 ŭ

¬	560
¬	908
¬	1,468
¬ ¬	1,468
ŭ ¬ ¬	0
	¬ ¬
¬	772
¬	204
¬	352
¬	29
¬	111
	1,468
	¬
ŭ	27
	328
	347
ŭ	766
	1,468

2

“ ”

? ? ‰ ẇ ? ¬

1

ẇ ‰

‰ ‰

¬

¬

2

+ + + ?

ŭ ‰

¬

¬ ?

¬

?

‰ ?

3

¬ ‰

2026 ¬ ¬

ŭ ¬

? ? ¬

¬ ¬ “ ”

‰ ¬ ĭ

ŭ

4 ”

☑ □

”	536,561.51
”	9,675,259.97

’

’

☑ □

‰

=

2025

2025 4 21 2025 5 16 2024

2024 2025 6 4 2024

22,684,584 282,497,036 10 1.00

28,249,703.60

=	
‰	
=	

☑ □ □

10	0
10	1
10	0
	294,405,317
	29,440,531.70
	0.00
	29,440,531.70
	506,616,209.12

	100.00%
,	
20	
,	
2026 4 22 2025 , ŭ , 2025 10 1.00 2026 3 31 305,181,620 10,776,303 294,405,317 29,440,531.70 477,175,677.42 ?	

□ ☑

? ? ,

□ ☑

? ? ŭ ,

ŭ ,

1 ŭ ,

ŭ

ŭ ŭ

2025

‰

2 ,

□ ☑

,

				=	=	=

□ ☑

ὕ

1

	2026 04 24	
	www.cninfo.com.cn 2025	
	100.00%	
	100.00%	
‰		
‰	A. ‰ B. ἴ C. D.	A ἴ B ¬ ¬ C ὕ ف D E F A = B ἴ C ¬ D ὕ E F
‰	ὕ ≥⌈ *3% ⌈ *1% ≤ ⌈ *3% ⌈ *1% ὕ ⌈ ≥⌈ *5% ⌈ *3% ≤ ⌈ *5% ⌈ *3%	

	0
	0
	0

2

☑ □

2025 12 31	
,	
	2026 04 24
	www.cninfo.com.cn 2025
	‰

‰

□ ☑

☑ □

‰

□ ☑

,

,

ü

☑ □

		1
1		http://220.160.52.213:10053/idp-province/#/home

,

www.cninfo.com.cn 2025 (ESG)

,

www.cninfo.com.cn 2025 (ESG)

,

1 ¬ ¬ ŭ̆ ŭ̆

☑ □

						,
	¬ ŭ̆ ¬		¬ ¬ 1 ¬ ¬ 2 ¬ 3 ¬ ¬ 4 ¬ , 5 ¬ ¬ , ¬ ŭ̆ ¬ ¬ ĭ̆ ¬	2020 02 20		¬
	¬		¬ ¬ 1 ¬ ¬ 2 ¬ ŭ̆ ¬ ¬ ĭ̆ ¬	2020 02 20		
	¬	⋮	¬ ¬ ⋮ ŭ̆ 1 ⋮ ⋮ ŭ̆	2017 04 06		

			2 3 4 25%			

2 .

□ ☑

3

□ ☑

,

□ ☑

,

□ ☑

,

“ ‰ ” ,

□ ☑

“ ‰ ”

□ ☑

□ ☑

,

☑ □

25

			%	= %
			100.00	100.00
( )			100.00	100.00
			100.00	100.00
			100.00	100.00
ف			100.00	100.00
SINOPRO SINGAPORE PTE.LTD.			100.00	100.00
			100.00	100.00
GOPRO TECHNOLOGY SDN.BHD.			100.00	100.00
Alight Tech Inc.			100.00	100.00
Boost Lighting Inc.			100.00	100.00
			51.00	51.00
			100.00	100.00
			100.00	100.00
			100.00	100.00
			100.00	100.00
			100.00	100.00

☑ □

1

□ ☑

2

□ ☑

3

□ ☑

4

□ ☑

5

□ ☑

6

□ ☑

7

☑ □

2025 4 21 2025

2025 4

23 2025 2025-025

1

ٻ ” ’

		2025	2024
	ٻ	526,019.17	1,605,447.86
	ٻ/ ”		1,059,405.94

// BT /TT1 1

2 ,

□ ☑

,

3 ,

☑ □

,

1 ,

1	Boost Lighting, Inc.	ORION VENTURES I, LLC	430 Satellite Boulevard NW, Suite 101 Suwanee, Georgia 30024	2020.3.1-2023.2.28 2023.3.1-2025.2.28	73,859.46	
2	ALIGHT TECH, INC.	BREIT STONE MOUNTAIN OWNER LLC	2171 Tucker Industrial Road, Tucker, Georgia 30084	2025.8.1-2030.9.30	147,792.34	
3	GOPRO TECHNOLOGY SDN. BHD.	TN COFFEE SDN BHD	7 9, JALAN MEGA 1/9, TAMAN PERINDUSTRIAN NUSA CEMERLANG, 79200 ISKANDAR PUTERI, JOHOR,MALAYSIA	2025.1.1 - 2027.12.31	147,382.40	
4	GOPRO TECHNOLOGY SDN. BHD.	TAN KOK HEONG	25, JALAN HIJAUAN 7/4, TAMAN HORIZON HILLS, 79250 ISKANDAR PUTERI, JOHOR,MALAYSIA	2024.1.1 - 2025.12.31	5,359.36	
5	GOPRO TECHNOLOGY SDN. BHD.	KOH KIM LONG	18,18-01,18-02, JALAN NUSA PUNCAK 2, TAMAN NUSA PUNCAK, 81550 GELANG PATAH, JOHOR,MALAYSIA	2024.1.1 - 2025.12.31	7,536.60	
6	GOPRO TECHNOLOGY SDN. BHD.	TELOGIC TECHNOLOGY BERHAD	NO. 2A 2B, JALAN NUSA PUNCAK 2, TAMAN NUSA PUNCAK,79200 NUSAJAYA, JOHOR,MALAYSIA	2023.11.15 - 2025.10.30	6,699.20	
7	GOPRO TECHNOLOGY SDN. BHD.	TAN BOON KIAT	NO. 129 RESIDENSI 222,JALAN MEDINI SELATAN 9,79250 BANDAR SUNWAY ISKANDAR PUTERI, JOHOR,MALAYSIA	2024.9.1 - 2025.8.31	6,364.24	
8	GOPRO TECHNOLOGY SDN. BHD.	CHIU HANG CHUANG	B-27-03,HIJAUAN MEDINI,PERSIARAN MEDINI SENTRAL 1 BANDAR MEDINI ISKANDAR, 79250 ISKANDAR PUTERI. JOHOR,MALAYSIA	2025.6.1-2026.5.31	4,689.44	
9	GOPRO TECHNOLOGY SDN. BHD.	WESTLITE DORMITORY (JB TECHPARK) SDN BHD	No 38, Jalan Teknologi 5, Taman Teknologi Johor, 81400 Senai, Johor Darul Ta'zim, Malaysia.	2025.12.28-2026.12.27	15,073.20	

10	GOPRO TECHNOLOGY SDN. BHD.	Gow Boon Eng Chiu Kheng Yin	A-33-10, HUJUAN MEDINI,PERSIARAN MEDINI SENTRAL 1,BANDAR MEDINI ISKANDAR,79250 ISKANDAR PUTERI,JOHOR,MALAYSIA	2025.10.1- 2026.9.30	4,689.44

22			3 1 102#	2023.12.11- 2025.11.30 2023.12.11- 2024.1.11	34,000.00	
23			3 2 505/506/307/308#	2024.4.1- 2025.11.30 2024.4.1- 2024.4.10	5,088.00	
24			3 2 202/203#	2024.8.1- 2025.11.30	2,544.00	
25			53 A 2 203A	2025.10.15- 2027.10.14	2,488.75	
26			5 E 510	2025.1.1- 2025.12.31	15,300.00	
27		/	ษ A#13-2-1103	2022.8.1- 2026.7.31	1,650.00	
28			ษ A8#-1-701	2022.8.1- 2026.7.31	1,750.00	
29			ษ B19#-2-2206	2022.11.1- 2026.10.31	1,750.00	
30			D 3	2021.1.1- 2026.10.31	123,605.00	
31			ษ 380 - 2 2204	2023.10.1- 2024.9.30 2024.10.1- 2025.1.31	280.00	
32			88 49 4901	2024.5.6- 2025.3.31	49,000.00	
33			2501-2502	2025.4.1- 2028.6.30	11,303.25	
34			200 16 1610	2024.8.1- 2027.7.31	58,101.12	
35	Quantpro Pte. Ltd.	OCBC Square Private Limited	65 CHULIA STREET #45-02 OCBC CENTRE SINGAPORE 049513	2025.7.15- 2028.7.14	51,412.11	

2 ,

						( )	
1			608 1-4	2019.9.20-2025.12.31 2019.4.20-2019.9.19	464,825.03	11,095.00	
2			608 1	2023.8.16-2026.8.14	64,125.00	1,296.00	

3

2 ,

□ ☑

4

□ ☑

,

☑ □

1 ,

☑ □

				「 1		2	3 = 2 / 1					ّ ّ	
2020		2020 11 05	103,0 80.36	101,7 66.35	4,020 .15	45,13 1.88	44.35 %	0	51,35 7.69	50.47 %	64,76 7.51	س 54,20 0.00 10,56 7.51	0
	--	--	103,0 80.36	101,7 66.35	4,020 .15	45,13 1.88	44.35 %	0	51,35 7.69	50.47 %	64,76 7.51	--	0

,

‰ 2020 998

‰ “ ” “ ” 71,363,368

¬ (A)69,507,997 , ¬ 14.83

¬ 1,030,803,595.51 ¬ 13,140,135.80 「 ¬

1,017,663,459.71

2020 9 29 “

[2020]000599 ”

2022 8 25

ŏ ŏ

’ “ ” ŏ

2024 12 31 ŏ

’ “ SMT ” 2024 12

31

2024 7 5

ŏ “ ”

“ LED ” ŏ “

ŏ ” “ ”

2025 1 6 ŏ

ŏ

“ SMT ” 2026 12 31

2025 5 27 2025 6 13 2025

ŏ

ŏ ’ “ ”

2027 12 31

2025 12 31 ¬ 451,318,814.74

¬ 28,315,005.68

“ [2020] 008413 ” ¬

40,201,516.60 ¬ 542,000,000.00 ¬

105,675,078.55

2 ，

☑ □

				( )		(1)		(2)	(3)，(2)/(1)					
2020	2020 11 05	1. LED سٍ			48,046.12	7,246.12	128.71	7,357.62	101.54%		0	0		
2020	2020 11 05	2. سٍ			10,597.7	40.01	0	40.01	100.00%		0	0		
2020	2020 11 05	3. SMT			13,122.53	13,122.53	29.31	1,742.52	13.28%	2026 12 31	0	0		
2020	2020 11 05	4.			30,000	30,000	0	30,000	100.00%		0	0		
2020	2020 11 05	5 ٌّ			0	10,557.69	1,847.73	3,977.33	37.67%		0	0		
2020	2020 11 05	6			0	40,800	2,014.4	2,014.4	4.94%	2027 12 31	0	0		
				--	101,766.35	101,766.35	4,020.15	45,131.88	--	--	0	0	--	--

	--	101,766.35	101,766.35	4,020.15	45,131.88	--	--	0	0	--	--
	“ ” “ SMT ” ڭ ف 2022 8 25 ڭ ڭ ڭ ’ “ ” ڭ ڭ ’ 2024 12 31 “ SMT ” 2024 12 31 2025 1 6 ڭ ڭ “ SMT ” 2026 12 31 2025 5 27 2025 6 13 2025 ڭ ڭ ’ “ ” 2027 12 31										
	“ ” “ LED ” ڭ 2019 ڭ ’ ف ڭ ڭ 2024 7 5 ڭ “ ڭ ” “ LED ” ڭ “ ڭ ” “ ” 2024 7 25 2024 ڭ ڭ										
’ ڭ											
’											
’	2025 5 27 2025 6 13 2025 ڭ ڭ ’ “ ” 2027 12 31										
’ ڭ											
	2020 12 15 ڭ										

	2,831.50 “ [2020]008413 ”
,	
บ	
บ ี	2025 12 31 64,767.51 54,200.00 10,567.51
บ ,	

3 ,

[redacted]

	(1)	(2)	(3)=(2)/(1)		

■

4 : ,

☑ □

ᄀ ᄋᆞᆫ

, ᄋᆞᆫ ᄀ

,

, ᄋᆞᆫ

ᄀ 2025

2 ——

ᄋᆞᆫ ,

, , ᄂᆞᆫ

□ ☑

□ ☑

‰ ’

□ ☑

’

□ ☑

「 ف

□ ☑

□ ☑

2 ’

☑ □

	51,256,118.00	0.00	0.00	51,256,118.00	51,256,118	25%
	32,516,970.00	15,000.00	0.00	32,531,970	32,531,970	25%
	151,293.00	0.00	0.00	151,293	151,293	25%
	46,681.00	0.00	0.00	46,681.00	46,681	25%
	1,300	0.00	1,300.00	0		2025 1 24
	83,972,362	15,000	1,300	83,986,062	--	--

’

1 ’

□ ☑

2 ŏ ’

□ ☑

ĭ 4			
	˛ 66 ˛ 102 ˛		
ŭ / = = ’			
10 ĭ 10	22,684,584 7.43%		
10 ’			
	17,085,373	˛	17,085,373
	12,677,006	˛	12,677,006
˛ 66	6,079,000	˛	6,079,000
˛ 102	5,879,100	˛	5,879,100

=

□ ☑

10 10

□ ☑

10 10

2 ,

	/	
,		

□ ☑

3 ,

66			
102			
	/		
10 ,			

□ ☑

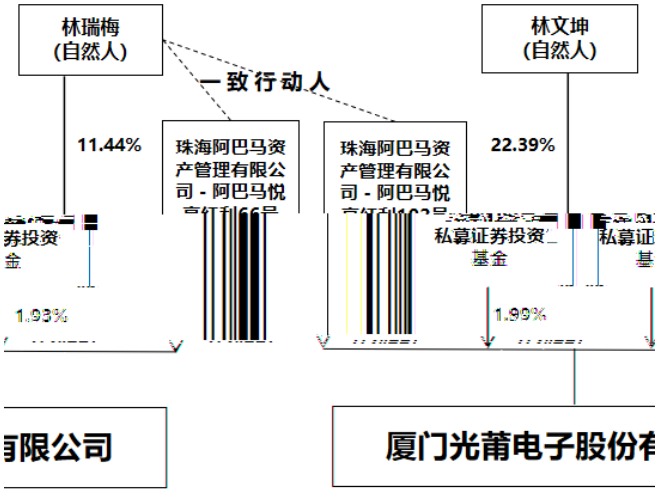
林瑞梅
(自然人)
一致行动人
林文坤
(自然人)
11.44%
珠海阿巴马资产管理有限公司 - 阿巴马悦
珠海阿巴马资产管理有限公司 - 阿巴马悦
22.39%
私募证券投资基金
1.93%
1.99%
厦门光莆电子股份有

□ ☑

4 ŏ 80%

□ ☑

5 10%

□ ☑

6 ŏ

□ ☑

□ ☑

□ ☑

□ ☑

,

□ ☑

5 ف ,

6 ŭ , ,

7

1

10 5

2025 12 31 15,796.05 ‰ 1,059.38

‰ ⁝

ŭ

2

1 ŭ

2

, ,

3

4 ŭ

ŭ

‰

5 ŭ

2025

,

‰ ĭ

‰

ف =

‰

1

ŭ !!

2 .

3 ǚ

4

,

‰

,

5 ǐ

6

ف

ǚ

ɾ

	¬
. ‹	
	22 4 2026

		2025
	696,065,567.99	901,172,282.97
	794,771,790.34	301,860,148.73
	5,523,518.21	4,610.00
	7,864,608.56	4,942,999.87
	147,366,632.19	135,918,145.46
	14,443,566.34	6,702,561.79
	6,465,314.01	8,607,364.46

	24,705,967.58	39,581,170.09
	31,935,583.42	11,390,121.02
	13,659,815.46	13,844,973.69
	33,450,506.56	12,297,223.45
	30,465,760.15	26,290,359.08
	1,965,036.24	4,193,550.96
	706,530,195.78	668,992,730.52
	2,612,789,944.92	2,389,452,449.37
	534,304,312.38	211,037,297.58
	388,339.58	
	63,043,901.61	61,268,231.20
	135,401,892.36	146,356,579.63
	27,145,973.88	27,868,930.12
ὐ		
	26,266,521.92	26,996,151.41
	4,904,271.40	14,227,834.74
	9,900,552.72	9,907,753.89
ὐ		
	27,394,301.83	71,945,377.31
	5,727,917.54	4,633,714.18
	834,477,985.22	574,241,870.06
‰		
	19,000,000.00	31,920,136.32

2025

	21,298,541.69	4,858,892.85
	9,848,904.85	[illegible]98,301.14
	881,233.61	[illegible]96
	51,028,680.15	[illegible]95,784.27
	885,506,665.37	[illegible]654.33
	305,181,620.00	[illegible]81,620.00
	1,033,424,065.65	[illegible]
⁞	249,948,550.27	[illegible]550.27
	7,649,360.44	[illegible]250.46
	90,073,948.57	86,555,526.35
‰		
	543,249,705.52	[illegible]
	1,729,630,149.91	[illegible]
	-2,346,870.36	[illegible]221.81
	1,727,283,279.55	[illegible]
	2,612,789,944.92	2,389,452,449.37

2

	181,853,260.65	[illegible]
	720,701,557.95	[illegible]

€MAÄ1et€ 0

	38,436,441.98	72,985,843.85
		48,693,319.06
	4,150,307.12	2,603,173.77
	1,420,935,813.20	1,249,490,885.27
	687,837,288.71	579,063,428.78
	2,500,000.00	2,500,000.00
	64,436,941.64	56,522,464.44
	10,470,079.88	11,032,106.04
	162,742,462.43	175,624,104.85
	3,283,730.52	4,599,033.48
	49,484.80	2,123,040.10
	12,562,678.64	12,551,373.31
	4,054,038.10	4,081,795.16
	3,513,077.20	1,749,326.44
	1,158,518.17	417,112.37
	952,608,300.09	850,263,784.97
	2,373,544,113.29	2,099,754,670.24
	445,263,000.00	184,124,800.00
	54,864,514.81	56,268,231.20
	93,661,017.85	104,991,529.41
	39,933,744.97	4,421,963.73
	15,500,681.04	16,565,856.59
	1,497,458.98	4,056,297.20
	3,250,529.51	4,611,523.80

	38,256.35	21,911,474.87
	10,861,507.77	2,621,266.49
	664,870,711.28	399,572,943.29
	19,000,000.00	17,000,000.00
	22,137.18	527,498.67
	3,291,423.33	3,228,905.36
	22,313,560.51	20,756,404.03
	687,184,271.79	420,329,347.32
	305,181,620.00	305,181,620.00
	1,038,779,727.82	1,038,779,727.82
⋮	249,948,550.27	249,948,550.27
	85,730,834.83	82,212,412.61
	506,616,209.12	503,200,112.76
	1,686,359,841.50	1,679,425,322.92
	2,373,544,113.29	2,099,754,670.24

3

	2025	2024
	804,853,335.01	802,050,599.61
	804,853,335.01	802,050,599.61
ษ์		
	848,614,853.74	782,732,044.06
	614,534,232.00	562,957,134.38

ŭ		
⌈		
‰ ⌈		
ŭ	8,340,867.94	4,900,762.25
	87,142,032.01	98,983,293.54
	61,897,619.71	59,440,374.23
	57,438,014.94	64,132,948.89
	19,262,087.14	-7,682,469.23
	12,162,144.47	8,287,680.41
	9,337,028.30	6,731,151.89
	8,904,278.28	15,288,793.50
“ ”	31,631,975.71	33,880,467.32
	10,799,253.70	-1,081,057.29
“ - ”		
⌈ “ ”		
“ ”	23,888,604.53	5,444,862.18
⋮ “ - ”	-2,336,518.91	-2,019,373.39
⋮ “ - ”	-31,833,249.78	-9,581,322.55
“ - ”	-527,130.96	-6,346.19
“ ”	-14,033,559.86	62,325,636.42
	1,220,493.23	44,167.27
⋮	2,165,986.46	2,114,803.24
“ ”	-14,979,053.09	60,255,000.45
⋮	474,868.78	10,885,628.05

	2,072,109.98	4,193,860.09
1.		
2.		
3.		
4. ⁞ ‰		
5.		
6.	2,072,109.98	4,193,860.09
7.		
⌈		
	-13,381,811.89	53,563,232.49
	-10,676,719.72	56,391,983.19
	-2,705,092.17	-2,828,750.70
	-0.0418	0.1710
	-0.0418	0.1710

⌈ 0.00 ⌈ 0.00

¬ ¬ ¬

4

	2025	2024
	513,927,881.06	533,995,990.33
⁞	394,295,289.46	383,509,356.25
ὺ	5,409,813.97	3,663,066.57
	22,820,523.50	33,975,537.86
	30,375,692.54	33,298,660.49
	41,905,369.11	50,491,859.10
	8,856,182.45	1,814,255.00
	8,102,689.32	5,831,297.36
	1,922,089.77	2,199,928.69
	6,110,685.76	10,155,335.93
“ ”	31,511,086.82	30,490,867.12
	11,271,787.53	-1,969,623.41
“ - ”		
⌈ “ ”		
“ ”	9,117,113.55	3,745,286.05
⁞ “ - ”	-2,122,325.52	-225,865.66
⁞ “ - ”	-19,891,130.66	-7,348,612.43
“ - ”	-511,350.84	-27,143.87
“ ”	34,479,089.14	64,033,122.20
	149,974.17	25,478.93
⁞	1,142,113.32	1,166,113.51
“ ”	33,486,949.99	62,892,487.62

⌋		
ب		
ب	213,853,668.27	189,842,608.05
	31,301,769.45	25,440,334.43
	96,813,690.92	94,320,105.79
	838,125,452.48	1,006,123,112.89
⌋	14,815,035.77	76,541,973.70
	3,144,363,234.70	2,688,499,000.00
	31,070,271.13	34,172,260.33
⌋	726,454.64	95,094.22
ب ⌋		
	3,176,159,960.47	2,722,766,354.55
	44,076,729.51	62,083,416.13
	3,774,184,780.54	2,246,099,000.00
⌋		
ب ⌋		
	3,818,261,510.05	2,308,182,416.13
⌋	-642,101,549.58	414,583,938.42
	549,970,000.00	243,208,000.00
		25,647,658.10
	549,970,000.00	268,855,658.10
	290,300,136.32	251,217,300.80
	38,648,431.09	121,370,754.06
	12,141,765.92	136,731,406.31
	341,090,333.33	509,319,461.17
⌋	208,879,666.67	-240,463,803.07
ب ف	-6,122,833.37	10,012,892.40
ب ⌋	-424,529,680.51	260,675,001.45
ب	894,362,952.46	633,687,951.01
ب	469,833,271.95	894,362,952.46

6

	2025	2024
ي س	451,814,614.94	607,905,101.19
	944,785.33	5,613,508.26

7

	2025														
										‰					
	305,181,620.00				1,033,424,065.65	249,948,550.27	5,577,250.46		86,555,526.35		587,766,661.04		1,768,556,573.23	358,221.81	1,768,914,795.04
	305,181,620.00				1,033,424,065.65	249,948,550.27	5,577,250.46		86,555,526.35		587,766,661.04		1,768,556,573.23	358,221.81	1,768,914,795.04
“ ”							2,072,109.98		3,518,422.22		-44,516,955.52		-38,926,423.32	-2,705,092.17	-41,631,515.49
							2,072,109.98				-12,748,829.70		-10,676,719.72	-2,705,092.17	-13,381,811.89

⋮															
1															
2															
3															
4															
									3,518,422.22		-31,768,125.82		-28,249,703.60		-28,249,703.60
1									3,518,422.22		-3,518,422.22				
2 ‰															
3											-28,249,703.60		-28,249,703.60		-28,249,703.60
4															
1															
2															

	2024															
	305,181,620.00				1,033,424,065.65	149,947,001.82	1,383,390.37		80,803,327.92		655,213,586.88		1,926,058,989.00	3,186,972.51	1,929,245,961	

3															
4															
5															
6															
1															
2															
	305,181,620.00				1,033,424,065.65	249,948,550.27	5,577,250.46		86,555,526.35		587,766,661.04		1,768,556,573.23	358,221.81	1,768,914,795.04

	2025										
						⋮					
	305,181,620.00				1,038,779,727.82	249,948,550.27			82,212,412.61	503,200,112.76		1,679,425,322.92
	305,181,620.00				1,038,779,727.82	249,948,550.27			82,212,412.61	503,200,112.76		1,679,425,322.92
⋮ ⋮ “ ”												
⋮												
1												
2												
3												
4												

1									3,518,422.22	-3,518,422.22		
2										-28,249,703.60		-28,249,703.60
3												
1												
2												
3												
4												
5												
6												
1												
2												
	305,181,620.00				1,038,779,727.82	249,948,550.27			85,730,834.83	506,616,209.12		1,686,359,841.50

	2024										
	305,181,620.00				1,038,779,727.82	149,947,001.82			76,460,214.18	565,323,177.41		1,835,797,737.59
	305,181,620.00				1,038,779,727.82	149,947,001.82			76,460,214.18	565,323,177.41		1,835,797,737.59
“ ”						100,001,548.45			5,752,198.43	-62,123,064.65		-156,372,414.67
										57,521,984.29		57,521,984.29
						100,001,548.45						-100,001,548.45
1												
2												

									5,752,198.43	-119,645,048.94		-113,892,850.51
1									5,752,198.43	-5,752,198.43		
2										-113,892,850.51		-113,892,850.51
3												
1												
2												
3												
4												
5												
6												
1												
2												
	305,181,620.00				1,038,779,727.82	249,948,550.27			82,212,412.61	503,200,112.76		1,679,425,322.92

,

“ ” “ ”

1994 12 7

2012 5 26

2012 6 21

“ [2017]348 ” ‰ 2017 4

6 “ ” “ 300632 ”

30,518.162 91350200612261252T

3 C 3F-A1468 1800-

1812

ŭ س س

ŭ

‰ 2026 4 22 = ‰

1

‰ ŭ ‰

15 ——

2023

2

12 ف

ŭ

‰ ŭ ‰

1 ‰

‰ ĭ ,

2

1 1 12 31

3

4

( )

5 ‰

☑ ☐

	‰
‰	0.1%
ὗ	0.1%
	0.5%
	15% 15%
	0.5%

6

1

⌈

‖ ⁞ ‖ ⁞

2

ὗ

3

: ὗ

7 ‰

1 ‰

ἴ

ف ἴ

ف

,

2

I

ǔ ف

“

”

10

1

2

ف

ﺳ ﺳ

ǔ ‰

=

⋮

ǔ

.

,

3

ǔ

=

4

5

12 12 12

12 ‰

‰

12 ‰

‰

A.

1

2

ĩ , ŭ ,

‰

ĩ 3% ‰

1

2

1 ‰

2

, ‰ ‰

‰

	%
1	3.00
1-2	10.00
2-3	30.00

3-4

12

⁝

⁝ ف

⁝ ⁝

¬ ¬ ǐ ¬ ¬

, ¬ ¬

¬ ǐ

‰

ǐ

‰ ⁝ ‰ ⁝

‰ ⁝

⁝ ⁝

, ¬

⁝

⁝ ǔ ⁝

6

A.

B.

A.

B. ǔ

‰ 22 -

,

A.

B. ǔ

‰ 22 -

.

7

11

11

ٚ

ٚ

ٚ

ٚ

,

,

,

ٚ ٚ ٚ

ٚ

ٚ

12

1

ٚ ٚ ٚ ٚ ٚ ٚ ٚ

ٚ ٚ ٚ ٚ

2

3

ٚ

4 ‰ ‰

‰ ⌈ ⌈ ⌈

ف ⌈

⌈

، ,

‰ 3 0 ⌈ 3 3

⌈ ⁞ آ سپ سپ

سپ ‰ سپ سپ

سپ 3 سپ ⌈ 0

‰ سپ

⌈ سپ سپ ⁞ آ

سپ ⁞

‰ ⁞ ف ⁞

v%[illegible]AOOPW[illegible]OA5[illegible]CWD4[illegible]Span <</MCID 43 >>58C Oq0 0 595.2 842.04 reW nBT/CS0 CS 0 SCN0.2

[illegible]

[illegible]

[illegible]

[illegible]

[illegible]

[illegible]

[illegible]

4 ⁞ ŭ̆ ⁞ ‰

ŭ̆ ⁞ 18

14

1

2

⁞ 18

⁞ ⁞ ŭ̆ [illegible]

		%	%
ŭ̆	30	5.00	3.17
	50		2.00

15

1

[illegible] سپ ”

2

ŭ̆		10-30	5.00	3.17-9.50
		3-10	5.00	9.50-31.67

		5-10	5.00	9.50-19.00
		20-25	5.00	3.80-4.75
ŭ̆		3-5	5.00	19.00-31.67

⁞ ‰ ⁞ ‰

⌈

16

1

2 ‰

ŭ̆

ŭ̆

=

=

17

1 ŭ̆ ,

ŭ̆

A. ,

	50	
	5 10	ĭ̆
	5	ĭ̆

ŭ̆

ŭ̆

B.

⁞ ‰

⁞ ‰ ,

2 ŭ̆

ŭ̆

ŭ̆

‰

A. ŭ ‰

B.

A.

B.

C. س

D.

E.

18

19

20

س

21

1

‰

2

23

⁞ ‰ ⁞ ‰ ’

“ ”

“ ”

“ ”

“ ”

24 ^

1 ^

^

^

^

2 ^

^

3 ^

^

^ ^

^

^

’

^ ^ ^ ^

^

^

^ ^

‖ ⁞

^

‖ ⁞

^

‖ ⁞ ’

25 /

ف

1

⁞ ف

ف

⁞

ف

A.

B. ف ف

ŭ ف

A.

B.

⁞ ⁞

2

ف ف

,

ف

A.

B. ف

ف

ŭ ف

A.

B.

3 ŭ

ŭ ⁞

‰

⁞ ⁞

⁞

ŭ

4 ⌈

ŭ ⌈

⌈ ŭ

ŭ

ŭ ⌈

26

1

12

¬

-
- ¬

⌈

:

- ŭ ? ?
- ĭ ¬

,

2

3

4

[illegible]

5

[illegible] A. [illegible] B. [illegible]

A. [illegible]

[illegible] ف

- [illegible]
- [illegible]

B. [illegible]

27

[illegible] ف [illegible]

[illegible]

=

28

1

□ ☑

2

□ ☑

3 2025 ‰ ,

□ ☑

1 ษ์

	5%
	5%
	5%
	25%
	5%
	5%
( )	5%
	5%
	5%
Quantpro Pte.Ltd.	17%
	5%
GOPOLY TECHNOLOGY SDN. BHD.	24%

2

1

[2016]36

2018 4 8 ⁞

2018 4 1

2

2023 11 22 “ GR202335100631 ” 3 2023 2025

15%

2024 11 8 “ GR202435100215 ” 3 2024

2026 15%

2023 6 ษ

2023 12

⁞ 25% 20% 5% 2027 12

31

ف

ษ 2025 5%

Quantpro ‰ 17% 10,000

75% 10,000 190,000 50%

2,000,000 8.25% 2,000,000

16.5%

3

1

	40,754.40	11,421.97
	441,559,411.59	892,304,191.67
	254,465,402.00	8,856,669.33

4

1

	5,280,779.40	3,844,431.41
	2,583,829.16	1,098,568.46
	7,864,608.56	4,942,999.87

2

				‰					‰	
‰	7,944,520.82	100.00%	79,912.26	1.01%	7,864,608.56	4,976,976.21	100.00%	33,976.34	0.68%	4,942,999.87
1.	5,280,779.40	66.47%			5,280,779.40	3,844,431.41	77.24%			3,844,431.41
2.	2,663,741.42	33.53%	79,912.26	3.00%	2,583,829.16	1,132,544.80	22.76%	33,976.34	3.00%	1,098,568.46
	7,944,520.82	100.00%	79,912.26	1.01%	7,864,608.56	4,976,976.21	100.00%	33,976.34	0.68%	4,942,999.87

‰

		‰	
	2,663,741.42	79,912.26	3.00%
	2,663,741.42	79,912.26	

‰

□ ☑

3 ‰ ’

‰ ’

	33,976.34	45,935.92				79,912.26
	33,976.34	45,935.92				79,912.26

‰

□ ☑

4

5

		3,968,794.71
		3,968,794.71

6 ’

5

1

1 1	149,747,795.70	137,032,296.80
1 2	2,401,989.69	3,842,993.80
2 3	1,609,028.38	1,938,709.25
3	4,201,665.93	3,082,654.00
3 4	1,461,954.94	640,688.38
4 5	399,272.48	2,389,521.45
5	2,340,438.51	52,444.17
	157,960,479.70	145,896,653.85

2

			‰					‰		
‰	5,758,308.66	3.65%	5,758,308.66	100.00%	0.00	5,487,322.57	3.76%	5,441,532.93	99.17%	45,789.64
‰	152,202,171.04	96.35%	4,835,538.85	3.18%	147,366,632.19	140,409,331.28	96.24%	4,536,975.46	3.23%	135,872,355.82
	152,202,171.04	96.35%	4,835,538.85	3.18%	147,366,632.19	140,409,331.28	96.24%	4,536,975.46	3.23%	135,872,355.82
	157,960,479.70	100.00%	10,593,847.51	6.71%	147,366,632.19	145,896,653.85	100.00%	9,978,508.39	6.84%	135,918,145.46

‰

3 ‰ ’

‰ ’

	5,441,532.93	640,199.17		323,423.44		5,758,308.66
	4,536,975.46	923,466.99		785,179.02	160,275.42	4,835,538.85
	9,978,508.39	1,563,666.16		1,108,602.46	160,275.42	10,593,847.51

4 ’

	1,108,602.46

5 ’

					‰ ⋮ ‰
	29,074,827.66	0.00	29,074,827.66	18.41%	872,244.82
	10,036,792.61	0.00	10,036,792.61	6.35%	301,103.78
	8,799,919.33	0.00	8,799,919.33	5.57%	263,997.58
	7,274,766.90	0.00	7,274,766.90	4.61%	218,243.01
	6,761,229.68	0.00	6,761,229.68	4.28%	202,836.85
	61,947,536.18	0.00	61,947,536.18	39.22%	1,858,426.04

6

1

	14,443,566.34	6,702,561.79
	14,443,566.34	6,702,561.79

2

3

	30,818,415.13	
	30,818,415.13	

7

	11,388,141.93	7,229,408.22
	11,388,141.93	7,229,408.22

1

1 ,

ّ	11,703,629.92	5,524,411.97
	1,301,684.20	214,160.58
ھض	1,175,300.54	959,948.00
	154,682.54	869,509.63
	0.00	521,632.15
	376,930.46	2,183,760.98
	14,712,227.66	10,273,423.31

2

1 1	9,916,621.51	5,782,530.74
1 2	876,834.81	1,395,187.31
2 3	1,266,814.92	515,782.73
3	2,651,956.42	2,579,922.53
3 4	391,722.35	633,644.89
4 5	606,180.80	353,263.59
5	1,654,053.27	1,593,014.05
	14,712,227.66	10,273,423.31

3

☑ □

‰ ,

□ ☑

4 ‰ ,

‰ ,

	734,539.92		1,578.00	432,961.92		300,000.00
	2,309,475.17	728,494.83			-13,884.27	3,024,085.73
	3,044,015.09	728,494.83	1,578.00	432,961.92	-13,884.27	3,324,085.73

5 ,

	432,961.92

6 ,

					‰
COMPASS WOOL PROCESSORS SDN BHD	ὄ	2,953,303.77	1	20.07%	88,599.11
( )		1,301,684.20	1	8.85%	39,050.53
	ὄ	1,075,680.36	1 :1,025,680.36 1-2 :50,000.00	7.31%	35,770.41
TENAGA NASIONAL BERHAD	ὄ	885,933.79	1 :681,156.27 5 :204,777.52	6.02%	225,212.21
BREIT STONE MOUNTAIN OWNER LLC	ὄ	834,030.87	1	5.67%	25,020.93
		7,050,632.99		47.92%	413,653.19

7

8

1

1	5,524,727.93	85.45%	7,753,760.23	90.08%
1 2	419,520.23	6.49%	364,208.72	4.23%
2 3	83,939.35	1.30%	335,627.73	3.90%
3	437,126.50	6.76%	153,767.78	1.79%
	6,465,314.01		8,607,364.46	

2 ,

	2025 12 31	(%)
	730,743.37	11.30
	648,624.17	10.03
	542,143.04	8.39
	487,534.22	7.54
	212,914.55	3.29
	2,621,959.35	40.55

9

1

		‰ ⋮ ‰			‰ ⋮ ‰	
	62,889,079.94	25,926,113.65	36,962,966.29	64,073,361.18	11,871,522.83	52,201,838.35
ps	6,568,667.04		6,568,667.04	8,933,026.13		8,933,026.13
ps	63,166,652.61	21,774,883.53	41,391,769.08	63,642,911.00	16,100,305.23	47,542,605.77
	52,184.32		52,184.32	12,382,849.45		12,382,849.45
ps	43,336,216.64	1,415,303.49	41,920,913.15	42,079,942.16	858,637.37	41,221,304.79
	954,009.74		954,009.74	3,067,208.81		3,067,208.81
	176,966,810.29	49,116,300.67	127,850,509.62	194,179,298.73	28,830,465.43	165,348,833.30

2

3 ‰ ⋮ ‰

				⋮		
	11,871,522.83	14,496,478.61	3,860.81	445,748.60		25,926,113.65
ש	16,100,305.23	7,246,387.36		1,496,039.24	75,769.82	21,774,883.53
ש	858,637.37	936,429.92		379,763.80		1,415,303.49
	28,830,465.43	22,679,295.89	3,860.81	2,321,551.64	75,769.82	49,116,300.67

4

5

10

		89,970,985.73
		89,970,985.73

11

	71,077,249.98	70,278,444.45
	18,012,041.11	24,660,379.79
	4,957,055.93	3,763,554.08
	473,752.93	
	94,520,099.95	98,702,378.32

12

1 ,

		⋮ ‰			⋮ ‰	
ŭ				89,970,985.73		89,970,985.73
				-89,970,985.73		-89,970,985.73
				0.00	0.00	

2

						15,000,000.00	3.00%	3.00%	2025 10 25	
						15,000,000.00	3.35%	3.35%	2025 01 18	
						15,000,000.00	3.45%	3.45%	2025 05 03	
						30,000,000.00	2.60%	2.60%	2025 07 13	
						75,000,000.00				

14

		⋮ ‰	⋮						⋮ ‰			⋮ ‰
(“ ”)	64,896,078.18			4,782,509.58	11,271,787.53			1,225,583.62				70,159,772.51
(“ ”)	4,121,862.35				-471,944.60							3,649,917.75
(“ ”)	3,502,055.91				-589.23							3,501,466.68

15

	102,272,176.44	82,215,734.74
	102,272,176.44	82,215,734.74

16

1

☑ □

1.	14,056,221.50	5,999,887.57		20,056,109.07
2.				
1				
2 \ \				
3				
3. ⋮				
1				
2				
4.	14,056,221.50	5,999,887.57		20,056,109.07
1.	7,047,633.67	1,976,369.36		9,024,003.03
2.	445,113.68	116,912.48		562,026.16
1				
3. ⋮				
1				
2				
4.	7,492,747.35	2,093,281.84		9,586,029.19
⋮ ‰				
1.				
2.				
1				
3. ⋮				
1				
2				

4.				
1.	6,563,474.15	3,906,605.73		10,470,079.88
2.	7,008,587.83	4,023,518.21		11,032,106.04

⁞ ĩ ⌈

□ ☑

□ ☑

2

□ ☑

3

4 ,

,

17

	367,794,113.11	383,127,495.01
	367,794,113.11	383,127,495.01

1 ,

	ŏ				ŏ	
1.	193,156,379.90	370,140,616.28	9,502,309.16		16,534,643.51	589,333,948.85
2.	644,611.29	31,587,102.45	332,065.74	3,577,916.49	4,971,649.40	41,113,345.37
1	73,365.42	7,074,716.03	211,720.71	1,208,770.90	3,711,967.68	12,280,540.74
2	571,245.87	24,177,048.63	72,739.80	2,369,145.59	1,251,061.96	28,441,241.85
3						
4		335,337.79	47,605.23		8,619.76	391,562.78
3. ⁞		9,049,977.49	263,690.63		1,121,058.77	10,434,726.89
1		8,411,447.35	263,690.63		1,121,058.77	9,796,196.75

2 ⁞ -		638,530.14				638,530.14
4.	193,800,991.19	392,677,741.24	9,570,684.27	3,577,916.49	20,385,234.14	620,012,567.33
1.	57,440,819.17	127,652,511.08	7,052,655.24		14,060,468.35	206,206,453.84
2.	6,635,156.89	35,507,763.25	964,660.84	114,706.91	1,455,115.82	44,677,403.71
1	6,635,156.89	35,416,331.04	943,791.70	114,706.91	1,448,856.80	44,558,843.34
2		91,432.21	20,869.14		6,259.02	118,560.37
3. ⁞		6,297,888.82	22,963.05		844,692.04	7,165,543.91
1		6,081,807.92	22,963.05		844,692.04	6,949,463.01
2 ⁞ -		216,080.90				216,080.90
4.	64,075,976.06	156,862,385.51	7,994,353.03	114,706.91	14,670,892.13	243,718,313.64
⁞ ‰						
1.						
2.		8,499,589.38			551.20	8,500,140.58
1		8,499,589.38			551.20	8,500,140.58
3. ⁞						
1						
4.		8,499,589.38			551.20	8,500,140.58
1.	129,725,015.13	227,315,766.35	1,576,331.24	3,463,209.58	5,713,790.81	367,794,113.11
2.	135,715,560.73	242,488,105.20	2,449,653.92		2,474,175.16	383,127,495.01

2 ’

			⁞ ‰		
	10,157,830.56	2,150,279.46	1,272,551.10	6,735,000.00	

3

ŭ	377,590.14

5GWH ъ̆ 2GWH	1,704,395.08		1,704,395.08	1,704,395.08		1,704,395.08
	820,273.14		820,273.14			0.00
	25,359,780.89	653,813.31	24,705,967.58	39,581,170.09		39,581,170.09

2 ’

					⁞							
	60,000,000.00	22,442,676.51	18,457,343.13	29,205,776.08		11,694,243.56	80.00%	80%				
	19,300,000.00		14,523,019.16	11,023,851.56		3,499,167.60	87.00%	87%				
	220,000,000.00	7,431,863.22	256,637.17	5,362,832.54		2,325,667.85	31.00%	31%				
	200,000,000.00	3,403,201.80		1,230,088.49		2,173,113.31	44.00%	44%				
	499,300,000.00	33,277,741.53	33,236,999.46	46,822,548.67	0.00	19,692,192.32						

3 ⁞ ‰ ’

			⁞		
	0.00	653,813.31	0.00	653,813.31	
	0.00	653,813.31	0.00	653,813.31	--

⁞

4 ⁞ ’

☑ □

⁞ ĩ ⌈

☑ □

4.			
1.	31,935,583.42		31,935,583.42
2.	11,334,898.88	55,222.14	11,390,121.02

2 ⋮ ’

□ ☑

20

1 ’

1.	14,309,717.45	110,000.00		7,042,006.20	21,461,723.65
2.		650,000.01		9,698.72	659,698.73
1		650,000.01		9,292.04	659,292.05
2					

1.		9,807,352.02	644,583.32		3,207,880.12	13,659,815.46
2.		10,108,022.14			3,736,951.55	13,844,973.69

0.00%

2

□ ☑

3 ,

,

4 ⋮ ,

□ ☑

21

1

				⋮		
	36,100,256.78					36,100,256.78
	36,100,256.78					36,100,256.78

□ ☑

⁞ ⁞ ⌈

‰ 5

⁞ ‰

5 ⁞ ’

□ ☑

22

				⁞	
	11,228,208.90	2,006,319.11	4,457,829.03		8,776,698.98
	844,863.61	14,085,388.22	1,586,331.83		13,343,920.00

238,547.01	5,648,909.19	17,982,746.76	2,644,612.72
685,967.02	3,163,597.35	21,894,605.95	3,474,881.33
235,472.51	180,663.39	5,891,542.43	506,881.14
159,986.54	8,993,169.93	45,768,895.14	6,626,375.19

111,936.32	30,465,760.15	6,308,001.23	26,290,359.08
111,936.32	881,233.61	6,308,001.23	318,373.96

	46,346,236.95	2,464,749.45
	110,559,239.91	60,850,321.78
	156,905,476.86	63,315,071.23

	15,345.01	
2,338,656.14	3,169,167.97	
6,461,412.76	6,501,247.76	
367,400.97	1,577,072.67	
1,211,154.19	10,508,264.00	
50,230,957.86		
49,949,657.99	39,079,224.37	Boost
110,559,239.91	60,850,321.78	

25

				,				,
	226,232,296.04	226,232,296.04	/		6,809,330.51	6,809,330.51	/	
	3,968,794.71	3,968,794.71			3,659,044.01	3,659,044.01		
	230,201,090.75	230,201,090.75			10,468,374.52	10,468,374.52		

26

1

	533,981,590.42	210,895,279.52
	322,721.96	142,018.06
	534,304,312.38	211,037,297.58

2 ,

2025 12 31 ,

27

	388,339.58	
	388,339.58	

28

	63,043,901.61	61,268,231.20
	63,043,901.61	61,268,231.20

0.00

29

1

	106,997,071.19	117,637,624.02
	27,459,746.69	26,014,019.87
	945,074.48	2,704,935.74
	135,401,892.36	146,356,579.63

2 1

	9,319,999.99	‰ ĩ
	9,319,999.99	

3 ,

□ ☑

30

	9,900,552.72	9,907,753.89
	9,900,552.72	9,907,753.89

1

1

ŭ	1,415,393.30	5,061,738.65
ŭ	8,485,159.42	4,846,015.24
	9,900,552.72	9,907,753.89

2 1

31

	669,722.33	494,110.03
	130,951.74	135,077.03

38

			⋮		
^	9,198,381.14	3,280,600.00	2,630,076.29	9,848,904.85	
	9,198,381.14	3,280,600.00	2,630,076.29	9,848,904.85	

39

		⋮ + -					
	305,181,620.00						305,181,620.00

40

			⋮	
	1,030,737,092.90			1,030,737,092.90
	2,686,972.75			2,686,972.75
	1,033,424,065.65			1,033,424,065.65

41

			⋮	
	249,948,550.27			249,948,550.27
	249,948,550.27			249,948,550.27

42

			⋮	⋮	⋮			
	5,577,250.46	2,072,109.98				2,072,109.98		7,649,360.44
	5,577,250.46	2,072,109.98				2,072,109.98		7,649,360.44
	5,577,250.46	2,072,109.98				2,072,109.98		7,649,360.44

43

			⋮	
	86,555,526.35	3,518,422.22		90,073,948.57
	86,555,526.35	3,518,422.22		90,073,948.57

⋮ ’

ŭ 「 10

44

	587,766,661.04	655,213,586.88
	587,766,661.04	655,213,586.88
「	-12,748,829.70	52,198,123.10
⋮	3,518,422.22	5,752,198.43
	28,249,703.60	113,892,850.51
	543,249,705.52	587,766,661.04

1 ‰ ŭ ف 0.00

2 ف 0.00

3 ف 0.00

4 ف 0.00

5 ف 0.00

45

	793,456,353.40	612,184,420.63	788,018,167.53	557,112,201.39
	11,396,981.61	2,349,811.37	14,032,432.08	5,844,932.99
	804,853,335.01	614,534,232.00	802,050,599.61	562,957,134.38

「 「

☑ □

		’		’
	804,853,335.01	ŭ	802,050,599.61	ŭ
	11,396,981.61	ŭ	14,032,432.08	ŭ

	1.42%		1.75%	
1 บ๊	11,396,981.61	บ๊	14,032,432.08	บ๊
	11,396,981.61	บ๊	14,032,432.08	บ๊
	0.00		0.00	
	793,456,353.40	บ๊	788,018,167.53	บ๊

48

	40,147,887.50	40,796,318.45
	29,381,419.58	34,095,978.78
	3,162,024.69	4,970,827.44
ษ๊	2,694,121.33	1,384,524.03
	2,428,366.86	2,837,997.64
	9,328,212.05	14,897,647.20
	87,142,032.01	98,983,293.54

49

ๅ	43,212,984.16	44,559,608.07
	5,407,136.17	8,268,610.39
ษ๊	3,788,609.56	5,414,122.41
	2,119,589.58	2,883,829.87
	765,163.89	893,123.49
	2,144,531.58	2,113,654.66
	57,438,014.94	64,132,948.89

50

	12,162,144.47	8,287,680.41
	1,637,252.64	754,685.71
⋮	9,337,028.30	6,731,151.89
⌈	2,825,116.17	1,556,528.52
⌈	15,615,340.78	-9,829,030.80
ษ๊	821,630.19	590,033.05
	19,262,087.14	-7,682,469.23

51

^	6,479,628.17	12,710,286.54
	142,248.97	91,423.43
	2,149,671.00	2,487,083.53
⋮	132,730.14	
	8,904,278.28	15,288,793.50

52

	164,786.02	-10,822,252.56
	18,556,441.70	16,215,734.74
	5,167,376.81	51,380.00
	23,888,604.53	5,444,862.18

53

	10,799,253.70	-1,081,057.29
	15,135,429.46	35,482,180.47
	607,745.52	2,750,471.84
	5,089,547.03	-3,279,818.52
		8,690.82
	31,631,975.71	33,880,467.32

54

	-45,935.92	-17,922.58
	-1,563,666.16	-1,599,595.76
	-726,916.83	-401,855.05
	-2,336,518.91	-2,019,373.39

55

	-22,679,295.89	-9,581,322.55
	-8,500,140.58	
	-653,813.31	
	-31,833,249.78	-9,581,322.55

56

	-546,079.60	-634,131.33
	18,948.64	627,785.14
	-527,130.96	-6,346.19

57

	740,875.65	5,260.15	740,875.65
	289,803.50	2,000.00	289,803.50
	189,814.08	36,907.12	189,814.08
	1,220,493.23	44,167.27	1,220,493.23

58

	48,498.65	1,070,006.73	48,498.65
	1,127,899.56		1,127,899.56
ب	789,848.46	963,118.29	789,848.46
	199,739.79	81,678.22	199,739.79
	2,165,986.46	2,114,803.24	2,165,986.46

59

1

	4,087,410.20	17,451,670.60
	-3,612,541.42	-6,566,042.55
	474,868.78	10,885,628.05

2

	-14,979,053.09
/	-2,246,857.98
ف	-3,464,429.09
ف	958,544.12
ف	-293,579.05
ف	593,236.98
ف	-23,016.70
ف	13,299,722.67
	-8,348,752.17
	474,868.78

60

42

61

1

		100,001,548.45
		21,776,654.40
	12,141,765.92	14,953,203.46
	12,141,765.92	136,731,406.31

,

☑ □

				⋮		

⋮ “ ”	-4,175,401.07	-6,800,339.01
⋮ “ ”	562,859.65	234,296.46
⋮ “ ”	14,890,936.80	-21,156,694.29
⋮ “ ”	-22,831,913.35	46,754,124.20
⋮ “ ”	-23,709,682.96	-25,322,005.46
⌈	14,815,035.77	76,541,973.70
2 ŭ		
3 ŭ ⌈ ’		
	469,833,271.95	894,362,952.46
⋮	894,362,952.46	633,687,951.01
⋮		
ŭ ⌈	-424,529,680.51	260,675,001.45

2

	469,833,271.95	894,362,952.46
	40,754.40	11,421.97
	441,559,317.90	892,304,095.85
	28,233,199.65	2,047,434.64
ŭ	469,833,271.95	894,362,952.46

3

س

ŭ ٤

	2025 12 31	2024 12 31
	437,126.59	690,836.67

	2025 12 31	2024 12 31
	225	225
	45	45

Quantpro Pte.Ltd					
GOPRO TECHNOLOGY SDN.BHD.					
GOPOLY TECHNOLOGY SDN. BHD.					

64

1

☑ □

□ ☑

☑ □

	2025
	891,279.64
	1,637,252.64
	12,953,839.87

2

☑ □

	6,220,090.53	
	6,220,090.53	

□ ☑

☑ □

	931,302.75	
	925,969.42	
	904,233.29	
	868,571.43	

	891,428.57	
	4,800,000.00	

49

1

ŭ ,

1 ⋮ 0

GOPOLY TECHNOLOGY SDN. BHD.	

1

1

	68,000,000.00				75.00%	25.00%	
	15,380,000.00				100.00%		
	10,000,000.00				100.00%		
	26,000,000.00				100.00%		
ف	40,000,000.00				100.00%		
	5,000,000.00				100.00%		
Alight	1,020,000.00				100.00%		
Boost	6,500,000.00				70.00%	30.00%	
	6,000,000.00					51.00%	
	6,800,000.00				100.00%		
	8,350,000.00					100.00%	
	106,000,000.00					100.00%	
	36,000,000.00					100.00%	
	6,000,000.00				100.00%		
	80,000,000.00				100.00%		
	10,000,000.00					100.00%	
	20,000,000.00				100.00%		
	10,060,000.00				100.00%		

	100,000.00					100.00%	
	50,000,000.00				100.00%		
	60,000,000.00				100.00%		
	10,000,000.00					100.00%	
Quantpro	8,000,000.00					100.00%	
	1,000,000.00					100.00%	
GOPOLY	6,383,750.00					100.00%	

2

1

				49.83%		

2

	/	/
	10,863,618.24	12,984,024.81
	129,815,736.11	117,012,548.04
	140,679,354.35	129,996,572.85
	524,750.86	453,131.82
	524,750.86	453,131.82
	140,154,603.49	129,543,441.03
「	69,844,504.95	64,556,548.86
--		
--		
--		
	70,159,772.51	64,896,078.18
「	22,618,714.43	-3,952,376.61
「		
	1,225,583.62	148,735.88

^

1 ^

□ ☑

^

□ ☑

2 ษ๊ ^

☑ □

		^					/
	9,198,381.14	3,280,600.00		2,630,076.29		9,848,904.85	

3 ^

☑ □

	6,479,628.17	12,710,286.54
	574,309.83	1,968,695.73
	7,053,938.00	14,678,982.27

1

,

ษ๊

ف ,

1.

ɪ

,

ษ๊

, ษ๊ ,

Ỳ

1 ‰

:

ǖ

,

‰ ‰

‰ ¬ ,

2 ⁝

⁝ ‰ ,

¬ ⁝ ¬ ¬ ǐ

¬ ¬ ¬ ,

¬ ¬

ǐ

⁝

3 ǐ

ǖ ⁝ 12

⁝ ‰ ǐ

(ǖ) ǖ

ǖ

¬ 12

ǖ س 12

‰

12

ǖ ǖ ف

ǖ

39.22% 48.57%

47.92% 24.14%

2.

ǖ

2025 12 31

	534,304,312.38	1
	63,043,901.61	1

	135,401,892.36	1
	9,900,552.72	1
	27,394,301.83	1
	3,968,794.71	1
	19,000,000.00	1
	21,298,541.69	1
	814,312,297.30	

3.

1

ษ์

2025 12 31

	2025 12 31					
		¬		¬		¬
	30,258,818.12	212,683,180.80	797,797.32	6,570,259.83	102,521,144.26	92,599,147.92
	7,210,352.42	50,680,125.09	188,487.63	1,552,289.88		
	147,755.31	1,038,542.52			63,360.00	57,228.02
	105,964.74	744,804.96				
	35,732.68	251,157.86				

	2025 12 31					
		¬		¬		¬

1,197,030.63

ŭ =

ŭ

ف ، ŭ

2025 12 31 ،

50 ⌈ 283.99

1

	--	--	--	--
	8,140.00	800,287,168.55		800,295,308.55
1.	8,140.00	800,287,168.55		800,295,308.55
3	8,140.00	5,515,378.21		5,523,518.21
4 س		794,771,790.34		794,771,790.34
			12,500,000.00	12,500,000.00
			14,443,566.34	14,443,566.34
			102,272,176.44	102,272,176.44
	8,140.00	800,287,168.55	129,215,742.78	929,511,051.33
		388,339.58		388,339.58
		388,339.58		388,339.58
		388,339.58		388,339.58
	--	--	--	--

2 ،

3

‰

ὗ

1 ,

,

		(%)	= (%)
	¬	11.44	11.44
	¬	22.39	22.39

¸ 66

¸ 102 ¬ 37.75%

=

2 ,

,

3 ,

,

	40%
	20%
	49.8339%

4 ,

	¬ 2025.1
“ ”	¬ ˇ
	ἵ 40%
	¬ ˇ

5 ’

1 ٿيڻ ٿيڻ

’ ٿيڻ /ٿيڻ

	ٿيڻ	526,019.17	20,000,000.00		1,605,447.86
	/ٿيڻ ٿيڻ	0.00	0.00		1,059,405.94

’ ٿيڻ /ٿيڻ

	ٿيڻ	643,019.47	40,347.79

6

1

		0.00	144,265.25
		353.98	353.98

ὕ

1

2025 12 31

2

1

1

1

1

ŭ

1

1

1 1	395,816,268.36	280,140,585.75
1 2	37,388,262.65	16,891,702.67
2 3	2,557,211.10	17,139,958.11
3	2,968,471.69	8,821,303.63
3 4	368,780.18	6,488,103.95
4 5	266,491.83	2,333,199.68
5	2,333,199.68	
	438,730,213.80	322,993,550.16

2

			‰				‰			
‰	4,347,794.41	0.99%	4,347,794.41	100.00%		3,459,814.11	1.07%	3,414,024.47	98.68%	45,789.64
‰	434,382,419.39	99.01%	2,103,280.47	0.48%	432,279,138.92	319,533,736.05	98.93%	1,690,132.58	0.53%	317,843,603.47

	371,123,442.37	84.59%			371,123,442.37	270,606,432.89	83.78%			270,606,432.89
	63,258,977.02	14.42%	2,103,280.47	3.32%	61,155,696.55	48,927,303.16	15.15%	1,690,132.58	3.45%	47,237,170.58
	438,730,213.80	100.00%	6,451,074.88	1.47%	432,279,138.92	322,993,550.16	100.00%	5,104,157.05	1.58%	317,889,393.11

‰

		‰		‰		
	2,434,096.00	2,434,096.00	2,434,096.00	2,434,096.00	100.00%	
	1,025,718.11	979,928.47	1,913,698.41	1,913,698.41	100.00%	
	3,459,814.11	3,414,024.47	4,347,794.41	4,347,794.41		

‰

		‰	
1	61,301,616.48	1,839,048.49	3.00%
1-2	1,650,901.73	165,090.17	10.00%
2-3	281,238.04	84,371.42	30.00%
3-4	18,020.77	9,010.39	50.00%
4-5	7,200.00	5,760.00	80.00%
	63,258,977.02	2,103,280.47	

‰

□ ☑

3 ‰ ’

‰ ’

	3,414,024.47	933,769.94				4,347,794.41
	1,690,132.58	888,380.12		475,232.23		2,103,280.47
	5,104,157.05	1,822,150.06		475,232.23		6,451,074.88

4 ’

	475,232.23

5 ,

						‰ ⋮ ‰
	344,301,073.48	0.00	344,301,073.48		78.48%	
	13,057,505.22	0.00	13,057,505.22		2.98%	
	12,500,332.32	0.00	12,500,332.32		2.85%	375,009.98
	10,036,792.61	0.00	10,036,792.61		2.29%	301,103.78
	8,799,919.33	0.00	8,799,919.33		2.01%	263,997.58
	388,695,622.96	0.00	388,695,622.96		88.61%	940,111.34

2

	20,917,674.73		15,980,385.26
	20,917,674.73		15,980,385.26

1

1 ,

	17,219,369.58		12,010,000.00
ŭ	2,474,921.04		2,676,069.75
	1,301,684.20		214,160.58

‰ ,

□ ☑

4 ‰ ,

‰ ,

	300,000.00					300,000.00
	716,855.12	254,239.55				971,094.67
	1,016,855.12	254,239.55	0.00	0.00	0.00	1,271,094.67

5 ,

6 ,

					‰
		5,322,108.08	1 3,514,303.05 1-2 1,807,805.03	23.99%	
		5,240,000.00	1 992.37 2-3 2,090,945.39 3-4 3,148,062.24	23.62%	
		4,710,000.00	1 650,100.00 1-2 4,059,900.00	21.23%	
		1,710,000.00	1 1,002,206.11 1-2 707,793.89	7.71%	
		1,301,684.20	1	5.87%	39,050.53
		18,283,792.28		82.42%	39,050.53

3

		⋮ ‰			⋮ ‰	
	617,677,516.20		617,677,516.20	514,167,350.60		514,167,350.60
	70,159,772.51		70,159,772.51	64,896,078.18		64,896,078.18
	687,837,288.71		687,837,288.71	579,063,428.78		579,063,428.78

1

		⋮ ‰	⋮					⋮ ‰
				⋮	⋮ ‰			
	55,622,926.65						55,622,926.65	
	68,417,694.00		35,298,620.00				103,716,314.00	
	8,783,941.46						8,783,941.46	
	152,952,332.01						152,952,332.01	
ف	40,000,000.00						40,000,000.00	
	19,983,988.00						19,983,988.00	
	1,000,000.00						1,000,000.00	
	6,000,000.00						6,000,000.00	
	42,000,000.00		2,500,000.00				44,500,000.00	
	119,406,468.48						119,406,468.48	
			26,000,000.00				26,000,000.00	
BOOST			32,376,685.60				32,376,685.60	
Alight			7,334,860.00				7,334,860.00	
	514,167,350.60		103,510,165.60				617,677,516.20	

2

		⋮ ‰	⋮									⋮ ‰
				⋮					⋮ ‰			
	64,896,078.18			4,782,509.58	11,271,787.53			1,225,583.62			70,159,772.51	
	64,896,078.18			4,782,509.58	11,271,787.53			1,225,583.62			70,159,772.51	
	64,896,078.18			4,782,509.58	11,271,787.53			1,225,583.62			70,159,772.51	

⋮ ٿ ⌈

☐ ☑

□ ☑

4

	503,376,732.02	390,478,958.64	523,061,260.85	381,146,284.96
	10,551,149.04	3,816,330.82	10,934,729.48	2,363,071.29
	513,927,881.06	394,295,289.46	533,995,990.33	383,509,356.25

0.00

5

	11,271,787.53	-1,969,623.41
	11,375,746.34	34,257,590.84
	444,759.42	1,474,027.39
		8,690.82
	-581,206.47	-3,279,818.52

□ ☑

,

1 ——

,

□ ☑

2 ⌈ ὕ

	⌈		
		/	/
⌈	-0.73%	-0.0418	-0.0418
⌈	-3.57%	-0.2048	-0.2048

3 ‰

1 ‰ ‰ ⌈ ⌈ ’

□ ☑

2 ‰ ‰ ⌈ ⌈ ’

□ ☑

3 ‰

□ ☑